

**TUBE 750**

WLTE750CY

SCONCE

*Design by Felix Millory*

220V  
SPECSHEET  
02/10/2025



**ENTRELACS**

HAND-MADE IN FRANCE

**TUBE 750**

WLTE750CY

SCONCE

*Design by Felix Millory*

Hand-Made in France with passion  
in our Family Foundry established in 1982



ENTRELACS

# TUBE 750

WLTE750CY

SCONCE

Design by Felix Millory

220V  
DEFINITION OF SYMBOLS  
02/10/2025



ELETRICAL DANGER



COMPONENT INSIDE



REMOTE COMPONENT



DIGITAL ADDRESSABLE LIGHTING INTERFACE



NUMBER OF PEOPLE REQUIERED



DISPOSAL OTHER THAN URBAN WASTE



COLOR RENDERING INDEX



COLOR



INGRESS PROTECTION CODE



LED PRESENCE



INTERIOR FIXTURE



0.10 V DIMMING



EUROPE NORM



CLASS 2 EU



GROUND / CLASS 1 EU



ENTRELACS

## Warranty and care instructions

You have just acquired an Entrelacs lighting fixture and we thank you.

All of our achievements are based on an exceptional know-how for more than 40 years. Made from cast bronze and alabaster, your fixture is designed to last a lifetime. The integrated electrical components were chosen for their manufacturing quality and their remarkable colors rendering.

Dismantling the luminaire is strictly prohibited to avoid the risk of electrocution and loss of warranty. The light source contained in this luminaire must

be replaced by us, or a similarly qualified person. For installation, please follow the installation instructions. If your luminaire has a flexible external cable or cord and it becomes damaged, it must be replaced by us or a person with similar qualifications. Alabaster is a fragile material and in the event of a crack or even breakage you must contact us to have it replaced.

**All our lighting fixtures are guaranteed for 2 years.**

Bronze does not require any special maintenance. However, in order to guarantee the protection of the patina, your lighting fixture is protected by a protective varnish. We invite you to follow some tips.

- cut off the power supply before any maintenance or cleaning operation
- do not use hydroalcoholic products such as glass surface cleaning products or others
- we do not recommend using liquid to clean it
- avoid direct exposure to the rays of the sun and the moon
- remove dust using a soft cloth

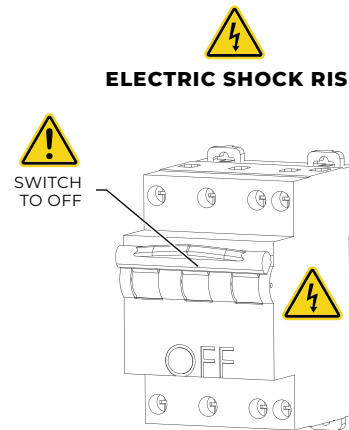


## General safety instructions

Read the instruction manual thoroughly before using the appliance.

**WARNING:** When using electrical appliance, basic safety precautions should always be followed to reduce the risk of fire, electrical shock and personal injury. The power supply must be deactivated prior to assembly, maintenance, exchanging the light source or cleaning process.

**ELECTRICAL SAFETY:** the lighting should be installed by authorized electrician only.



**Screws provided are not applicable to all surfaces and ceilings.**

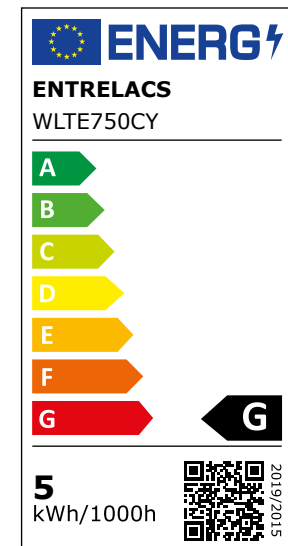
In the case of a specific way of fixing the product please use suitable screws at your disposal.

## Compliance

This product complies with the requirements of Annex 1 DBT (decree 2015 - 1083 of August 27, 2015 relating to the making available on the market of electrical equipment intended to be used within certain voltage limits)

Electrical products must not be thrown out with domestic waste.

They must be taken to a communal collecting point for environmentally friendly disposal in accordance with the local regulations. Contact your local authorities or stockist for advice on recycling.



TUBE 750

WLTE750CY

SCONCE

Design by Felix Millory

220V  
SPECSHEET  
02/10/2025



## Déclaration de conformité UE

Nous attestons que le matériel énoncé ci-dessous, présente les satisfactions et les exigences des Directives en vigueur ainsi que la conformité des normes harmonisées.

### Informations générale :

Société : FONDERIE D'ART MACHERET  
Marque : ENTRELACS  
Adresse : Z.A La Pécardière, 72450 Montfort le Gesnois  
Nom produit : TUBE  
Référence produit : WLTE750CY  
Type : applique murale  
Classe : 1  
Degré de protection : IP20  
Tension alimentation : 120 - 277V, 50/60 Hz  
watts : 5 W  
Sources : STRIP LED

### SATISFAIT AUX DIRECTIVES ET NORMES SUIVANTES

#### DIRECTIVES :

- Directive Basse Tension : 2014/35/EU
- Compatibilité électromagnétique : 2014/30/EU
- ROHS : 2011/65/CE
- Labelling : 2017/1369/UE
- DEEE : 2012/19/UE
- Ecodesign : 2009/125/UE

#### NORMES :

- NF EN 60598 - 1 2015
- NF EN 60598 - 1 - A1 : 2018
- NF EN 60598 - 2 - 1 : 1989
- NF EN 62493 : 2015
- EN 55015 : 2019 / A11: 2020
- NF EN 61000 3-2 : 2014
- NF EN 61000 3-3 : 2014
- NF EN 61547 : 2009
- NF EN 63000 : 2018

Montfort le Gesnois Le  
21/03/2024

Macheret Yves  
Co-Gérant



ENTRELACS

# TUBE 750

WLTE750CY

SCONCE

Design by Felix Millory

**MATERIALS** PATINATED BRASS & ALABASTER

**LED SOURCES** LED strip 24V

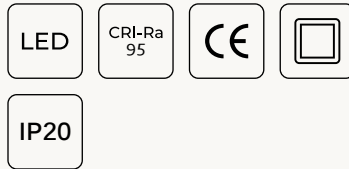
**POWER SUPPLY** 220-240VAC / 50-60Hz

**LUMENS** 260 Lumens

**WATTS** 5 W

**WEIGHT KG (lbs)** 9.4 [20.7]

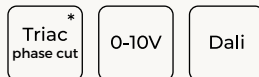
**STANDARD**



**LED COLORS**  
NO UPCHARGE



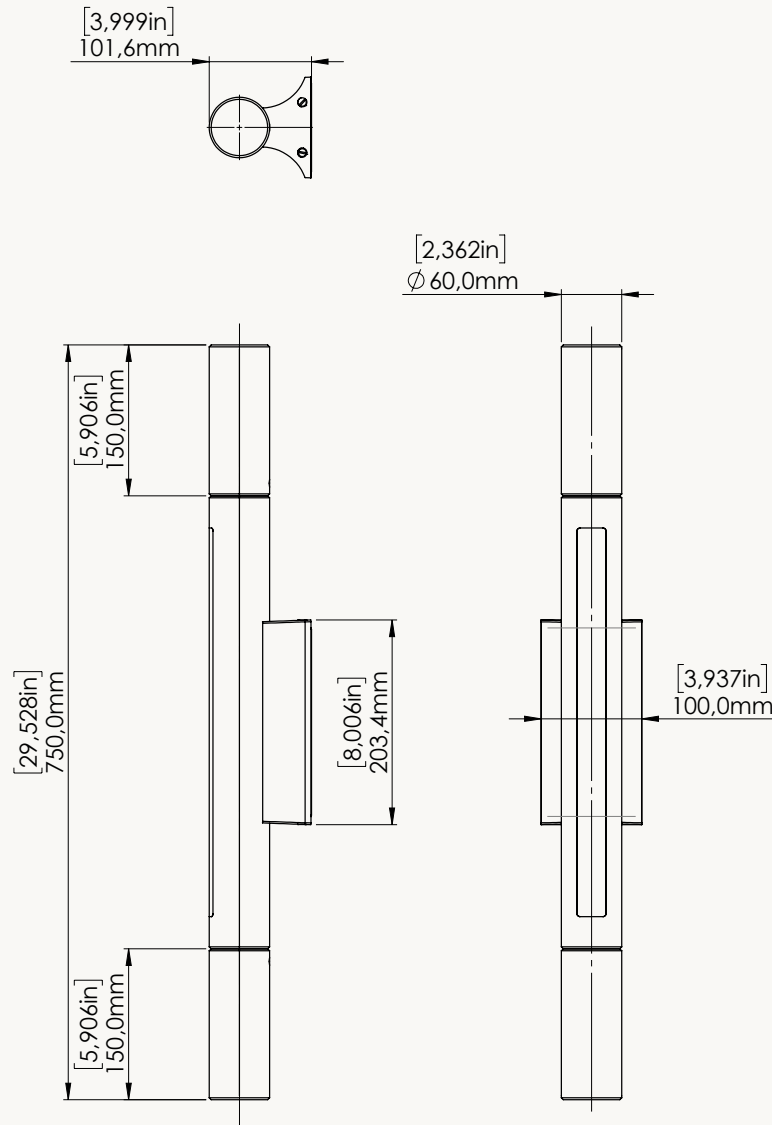
**DIMMING CONTROL**



**DRIVER POSITION**




\*Standard setting



220V  
SPECSHEET  
02/10/2025

## finishes

### BRONZE PATINAS



### SPECIAL UPCHARGE



### ALABASTER TYPE



ENTRELACS



# TUBE 750

WLTE750CY

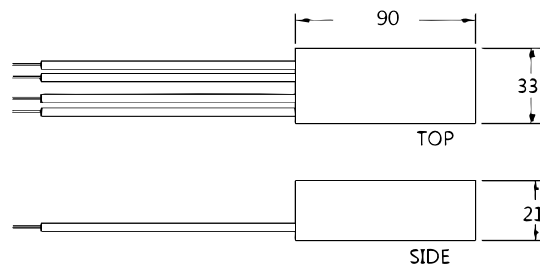
SCONCE

Design by Felix Millory

220V  
SPECSHEET  
02/10/2025

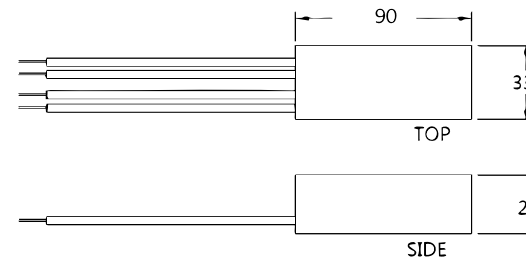
## DA15W24VLI

MANUFACTURER	LTF TECHNOLOGY
MODEL NUMBER	DA15W24VLI
AC INPUT	120 VAC - 0.15A - 50/60Hz
DC OUTPUT	24V (CONSTANT VOLTAGE)
WATTS	15W
EFFICIENCY	>85%
POWER FACTOR	>0.95
CASE TC	90°C MAX
PROTECTION	INPUT / OUTPUT
STORAGE	-30°C / +90°C
HUMIDITY	95% RH MAX
IP RATING	/
PROTECTION CLASS	Class 2 Power Supply
DIMMING	ELV, TRIAC



## DUI15W24VLI

MANUFACTURER	LTF TECHNOLOGY
MODEL NUMBER	DUI15W24VLI
AC INPUT	220-240 VAC - 0.09A - 50/60Hz
DC OUTPUT	24V (CONSTANT VOLTAGE)
WATTS	15W
EFFICIENCY	>85%
POWER FACTOR	>0.95
CASE TC	90°C MAX
PROTECTION	INPUT / OUTPUT
STORAGE	-30°C / +90°C
HUMIDITY	95% RH MAX
IP RATING	/
PROTECTION CLASS	Class 2 Power Supply
DIMMING	ELV, TRIAC



# TUBE 750

WLTE750CY

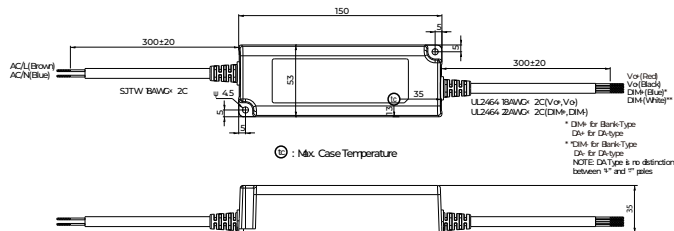
SCONCE

Design by Felix Millory

220V  
SPECSHEET  
02/10/2025

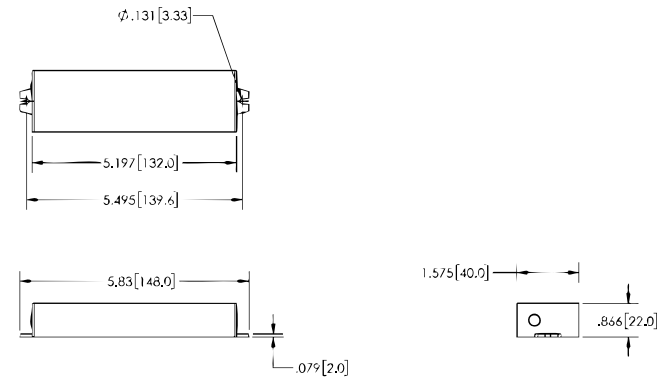
## PWM-60-24DA

MANUFACTURER	MEAN WELL
MODEL NUMBER	PWM-60-24DA
AC INPUT	100 - 240VAC - 0.8A - 50/60Hz
DC OUTPUT	24V (CONSTANT VOLTAGE)
WATTS	60W
EFFICIENCY	>89%
POWER FACTOR	>0.92
CASE TC	85°C MAX
PROTECTION	INPUT / OUTPUT
STORAGE	-40°C / 80°C
HUMIDITY	20-95% RH MAX
IP RATING	IP67
PROTECTION CLASS	Class 2 Power Supply
DIMMING	Dali



## DS40W24VLI2UD

MANUFACTURER	LTF TECHNOLOGY
MODEL NUMBER	DS40W24VLI2UD
AC INPUT	120-277 VAC - 0.4A - 50/60Hz
DC OUTPUT	24V (CONSTANT VOLTAGE)
WATTS	40W
EFFICIENCY	>85%
POWER FACTOR	>0.95
CASE TC	90°C MAX
PROTECTION	INPUT / OUTPUT
STORAGE	-30°C / +90°C
HUMIDITY	95% RH MAX
IP RATING	IP67
PROTECTION CLASS	Class 2 Power Supply
DIMMING	TRIAC , ELV , 0-10V

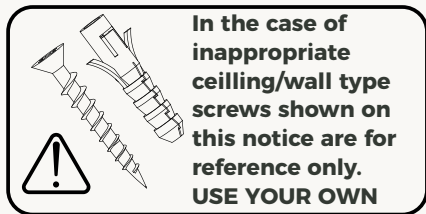


# TUBE 750

WLTE750CY

SCONCE

Design by Felix Millory



CONTENT

02/10/2025

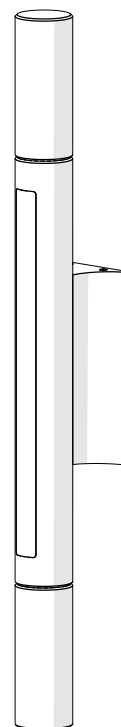
THE VISUALS SHOULD BE USED FOR THE FOLLOWING REFERENCES :

WLTE750CY  
WLTE1200CY

ANY HELP ?

support@entrelacs-creation.fr

WHATSAPP



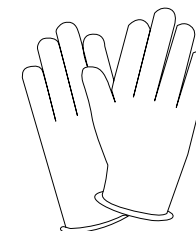
1x LAMP KIT



4x WOOD SCREW Ø4x30



4x FIXING PIN Ø6x30



1x PAIR OF GLOVES



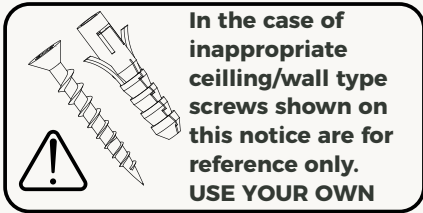
ENTRELACS

# TUBE 750

WLTE750CY

SCONCE

Design by Felix Millory



ASSEMBLY VIEW

02/10/2025

THE VISUALS SHOULD BE USED FOR THE FOLLOWING REFERENCES :

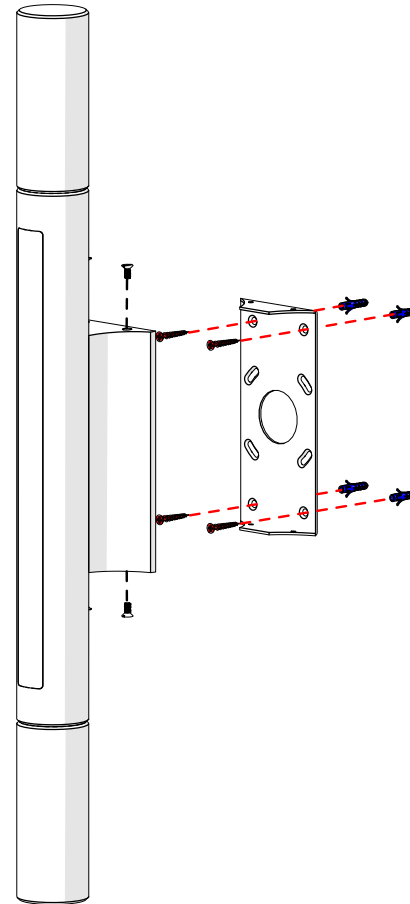
WLTE750CY

WLTE1200CY

ANY HELP ?

support@entrelacs-creation.fr

WHATSAPP



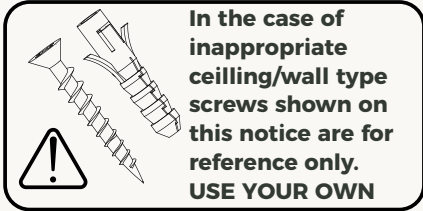
ENTRELACS

# TUBE 750

WLTE750CY

SCONCE

Design by Felix Millory



**THE VISUALS SHOULD BE USED FOR THE FOLLOWING REFERENCES :**

WLTE750CY

WLTE1200CY

**ANY HELP ?**

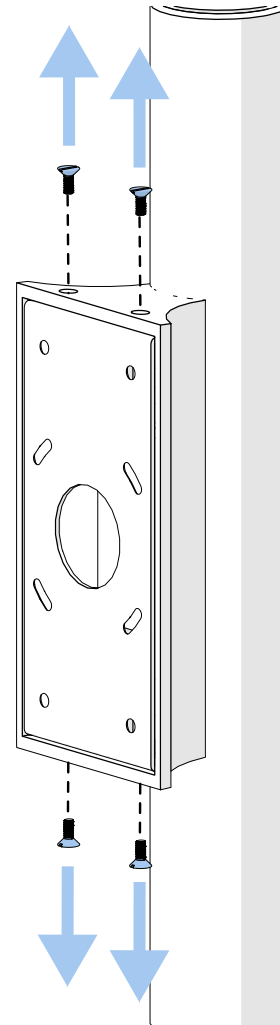
support@entrelacs-creation.fr

**WHATSAPP**



## INSTALLATION INSTRUCTIONS

02/10/2025



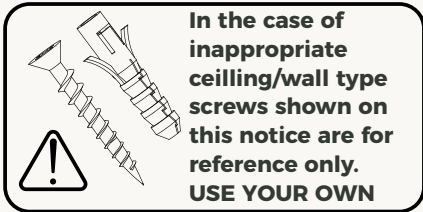
ENTRELACS

# TUBE 750

WLTE750CY

SCONCE

Design by Felix Millory



**THE VISUALS SHOULD BE USED FOR THE FOLLOWING REFERENCES :**

WLTE750CY

WLTE1200CY

**ANY HELP ?**

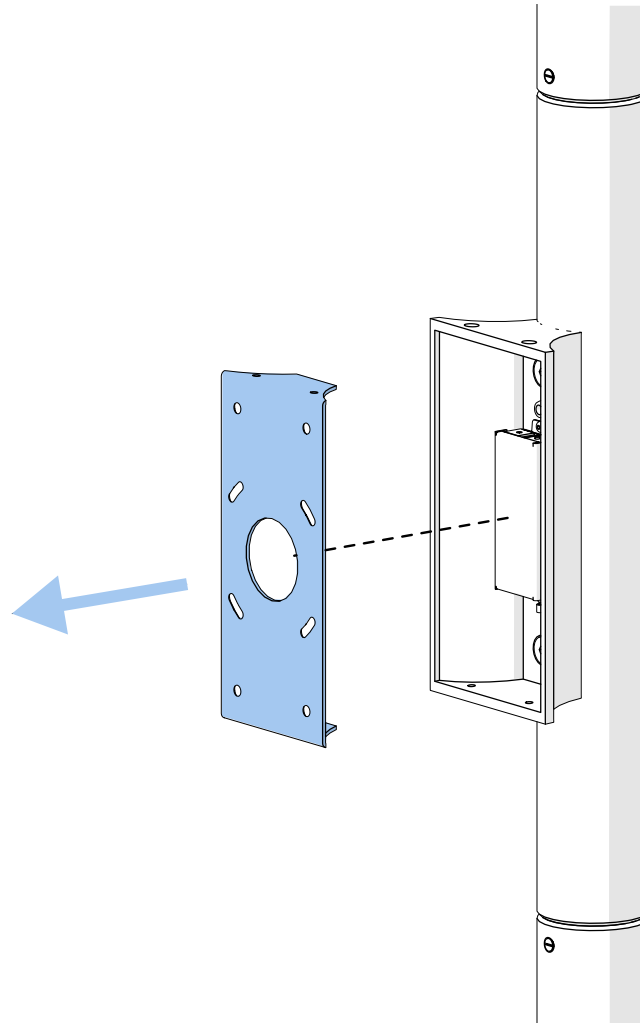
support@entrelacs-creation.fr

**WHATSAPP**



## INSTALLATION INSTRUCTIONS

02/10/2025



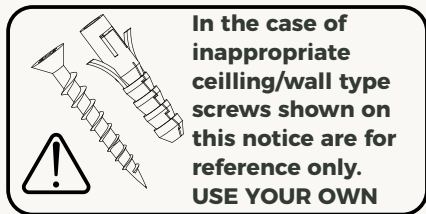
ENTRELACS

# TUBE 750

WLTE750CY

SCONCE

Design by Felix Millory



**THE VISUALS SHOULD BE USED FOR THE FOLLOWING REFERENCES :**

WLTE750CY  
WLTE1200CY

### ANY HELP ?

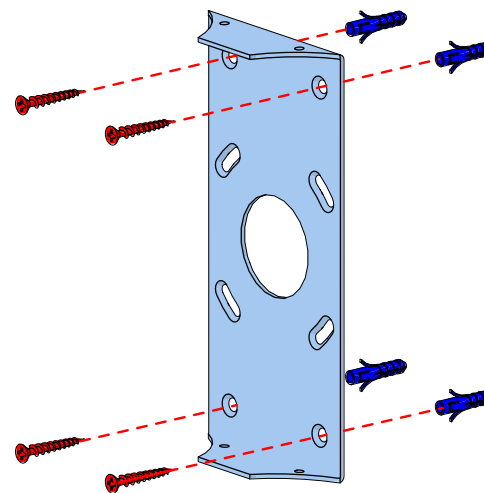
[support@entrelacs-creation.fr](mailto:support@entrelacs-creation.fr)

### WHATSAPP



## INSTALLATION INSTRUCTIONS

02/10/2025



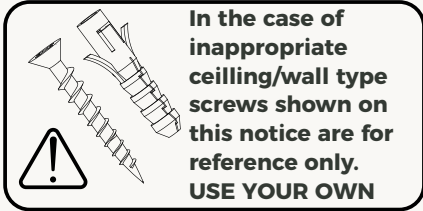
ENTRELACS

# TUBE 750

WLTE750CY

SCONCE

Design by Felix Millory



**THE VISUALS SHOULD BE USED FOR THE FOLLOWING REFERENCES :**

WLTE750CY

WLTE1200CY

**ANY HELP ?**

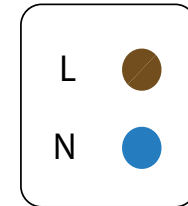
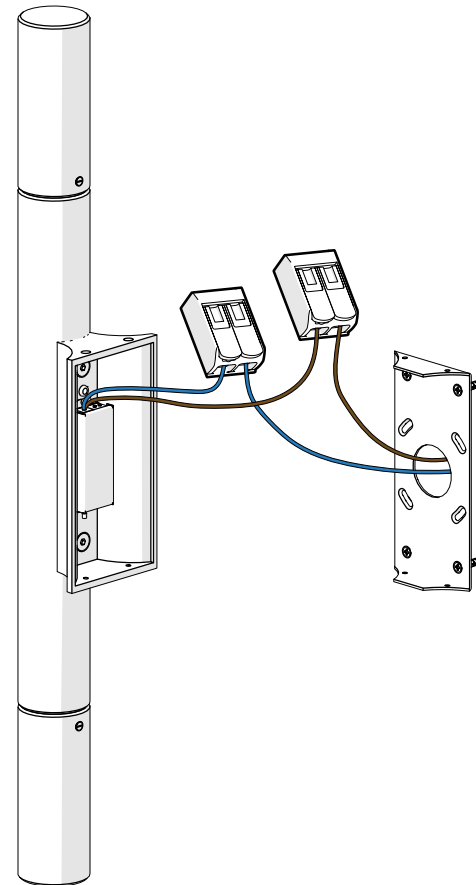
support@entrelacs-creation.fr

**WHATSAPP**



## INSTALLATION INSTRUCTIONS

02/10/2025



ENTRELACS


# TUBE 750

WLTE750CY

SCONCE

Design by Felix Millory



 In the case of inappropriate ceiling/wall type screws shown on this notice are for reference only. USE YOUR OWN

**THE VISUALS SHOULD BE USED FOR THE FOLLOWING REFERENCES :**

WLTE750CY

WLTE1200CY

**ANY HELP ?**

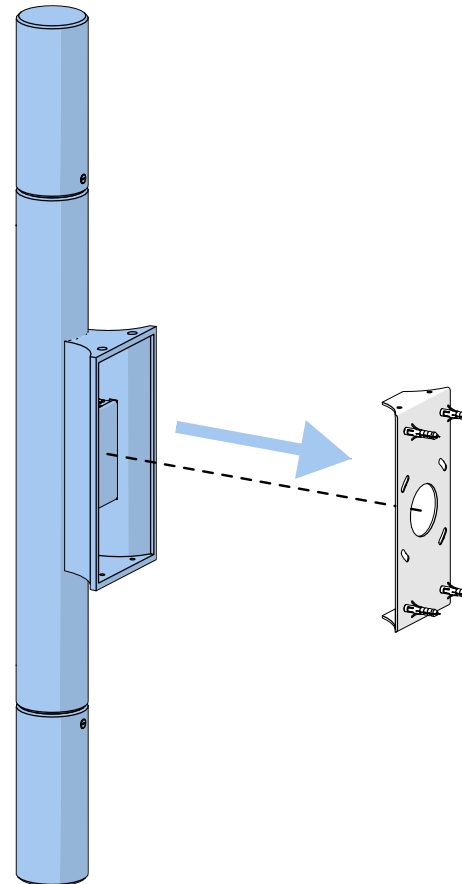
support@entrelacs-creation.fr

**WHATSAPP**



## INSTALLATION INSTRUCTIONS

02/10/2025



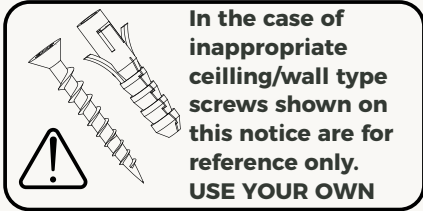
ENTRELACS

# TUBE 750

WLTE750CY

SCONCE

Design by Felix Millory



**THE VISUALS SHOULD BE USED FOR THE FOLLOWING REFERENCES :**

WLTE750CY

WLTE1200CY

**ANY HELP ?**

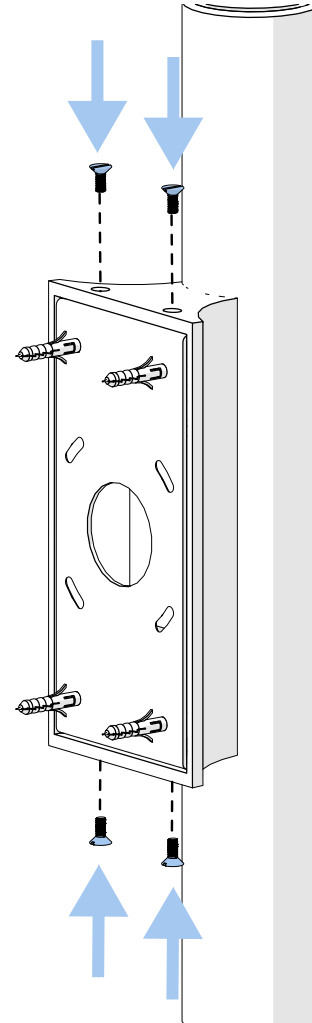
support@entrelacs-creation.fr

**WHATSAPP**



## INSTALLATION INSTRUCTIONS

02/10/2025



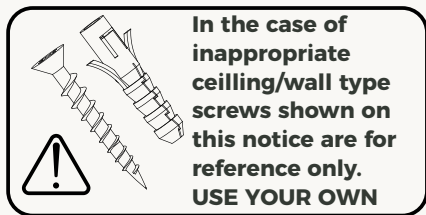
ENTRELACS

# TUBE 750

WLTE750CY

SCONCE

*Design by Felix Millory*



**THE VISUALS SHOULD BE USED FOR THE FOLLOWING REFERENCES :**

WLTE750CY  
WLTE1200CY

**ANY HELP ?**

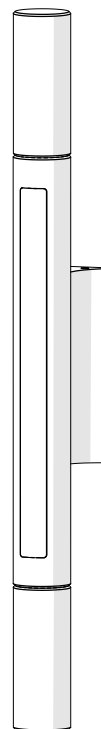
support@entrelacs-creation.fr

**WHATSAPP**



## INSTALLATION INSTRUCTIONS

02/10/2025



ENTRELACS



ENTRELACS  
HAND - MADE IN FRANCE

ENTRELACS is a registered trademark  
of FONDERIE D'ART MACHERET  
31 ZA la Pécardière - 72450 Montfort le Gesnois - FRANCE  
tel. +33 (0)2 43 54 84 84 - [contact@entrelacs-creation.fr](mailto:contact@entrelacs-creation.fr)